



Town of Amherst
Audit Committee

Agenda

Date: **Tuesday, November 21, 2023**
Time: **4:00 pm**
Location: **Council Chambers, Town Hall**

	Pages
1. CALL TO ORDER	
2. TERRITORIAL ACKNOWLEDGMENT	
<p>“I would like to acknowledge that our gathering today is taking place in (MEEG-MA-GEE), the traditional, unceded and ancestral territory of the Mi'kmaw people. I would also like to acknowledge that Nova Scotia has another unique people. These are the Indigenous Blacks of Nova Scotia whose legacy and contributions date back over 400 years predating confederation of this land. We are all treaty people.”</p>	
3. APPROVAL OF AGENDA	
4. APPROVAL OF MINUTES - SEPTEMBER 20, 2023	2 - 3
5. SECOND QUARTER FINANCIAL REPORT	4 - 18
6. CAPITAL BUDGET YEAR-TO-DATE	19 - 21
7. APPOINTMENT OF AUDITOR	22 - 22
8. ADJOURN	

**Town of Amherst
Audit Committee
Minutes**

Date: September 20, 2023
Time: 4:00 pm
Location: Council Chambers, Town Hall

Members Present Leon Landry, Council representative
Charlie Chambers, Council representative
Dale Fawthrop, Council representative
George Baker, Council representative
Hal Davidson, Council Representative
Lisa Emery, Council representative
Jeff Brennan, Citizen representative

Members Absent David Kogon, Council representative, Chair
Rob Small, Citizen representative

Staff Present Jason MacDonald Chief Administrative Officer
Sarah Wilson, Director, Finance
Natalie LeBlanc, Municipal Clerk
Cindy Brown, Administrative Assistant

Others Present Cindy Costin-Fury, McIssac Darragh Inc. Chartered Professional Accountants

-
1. **CALL TO ORDER**
Acting Chair Deputy Mayor Landry called the meeting to order.
 2. **TERRITORIAL ACKNOWLEDGMENT**
Acting Chair Deputy Mayor Landry gave the Territorial Acknowledgement.
 3. **APPROVAL OF AGENDA**
Moved By Councillor Emery
Seconded By Jeff Brennan
That the agenda of the September 20, 2023 Audit Committee meeting be approved as circulated.

Motion Carried

4. **APPROVAL OF MINUTES - July 18, 2023**
Moved By Councillor Fawthrop
Seconded By Councillor Chambers
That the minutes of the July 18, 2023 Audit Committee Meeting be approved as circulated.

Motion Carried

5. PRESENTATION OF AUDIT FINDINGS REPORT

Cindy Costin-Fury of McIsaac Darragh Inc. Chartered Professional Accountants presented the Audit Findings Report.

6. PRESENTATION OF AUDITOR'S MANAGEMENT LETTER

Cindy Costin-Fury presented the Auditor's Management Letter.

7. PRESENTATION OF AUDITED CONSOLIDATED FINANCIAL STATEMENTS

Cindy Costin-Fury and the Town's Director of Finance Sarah Wilson presented the Audited Consolidated Financial Statements.

8. ACCEPTANCE OF FINANCIAL STATEMENTS

8.1 Recommendation to Accept Town Statements

Moved By Councillor Fawthrop

Seconded By Councillor Davidson

That the Audit Committee recommend Council accept the Town of Amherst Audited Consolidated Financial Statements for the year ending March 31, 2023 as presented.

Motion Carried

9. FIRST QUARTER FINANCIAL REPORT

Sarah Wilson presented the First Quarter Financial Report. Information item only; no direction given or action required.

10. CAPITAL BUDGET ACTUALS-TO-DATE

Sarah Wilson presented the Capital Budget Actuals-to-Date. Information item only; no direction given or action required.

11. ADJOURN

Moved By Councillor Davidson

Seconded By Councillor Emery

To adjourn the meeting.

Motion Carried

Natalie LeBlanc
Municipal Clerk

Acting Chair
Deputy Mayor Landry



SECOND QUARTER FINANCIAL REPORT

FOR THE PERIOD ENDED SEPTEMBER 30, 2023 (UNAUDITED)

Town of Amherst



INTRODUCTION

Quarterly financial reporting is being prepared by the Town of Amherst as a means of providing the community, council and the organization with a regular overview of financial and statistical information. Quarterly financial reporting is a strategic priority identified by council.

The primary information provided in the quarterly report is a comparison of the year to date budget amounts to actual revenues and expenditures for operating departments. All financial information is based on preliminary, unaudited information reported from the municipal finance system as of the report date. Seasonal variations in municipal operations may affect the proportion of revenues achieved or expenditures incurred to date.

This quarterly report provides information in seven parts:

Organizational Structure, page 3

- ℓ Hierarchy with departmental responsibilities.

Commentary, page 4

- ℓ Charts and comments

Schedules of Operations, pages 5-7

- ℓ Schedule of Operations – General Operating Fund – Revenues & Expenditures
- ℓ Schedule of Operations – General Operating Fund – Departmental & Mandatory Expenditures
- ℓ Schedule of Operations – Water Operating Fund – Revenues & Expenditures

Statement of Financial Position, page 8

- ℓ Consolidated Statement of Financial Position

Capital Budget, pages 9-11

- ℓ 2023/24 Capital budget with actual and committed costs

Tax Rates, pages 12-13

- ℓ General
- ℓ Mandatory Provincial Contribution Area Rate
- ℓ Community Support Area Rate

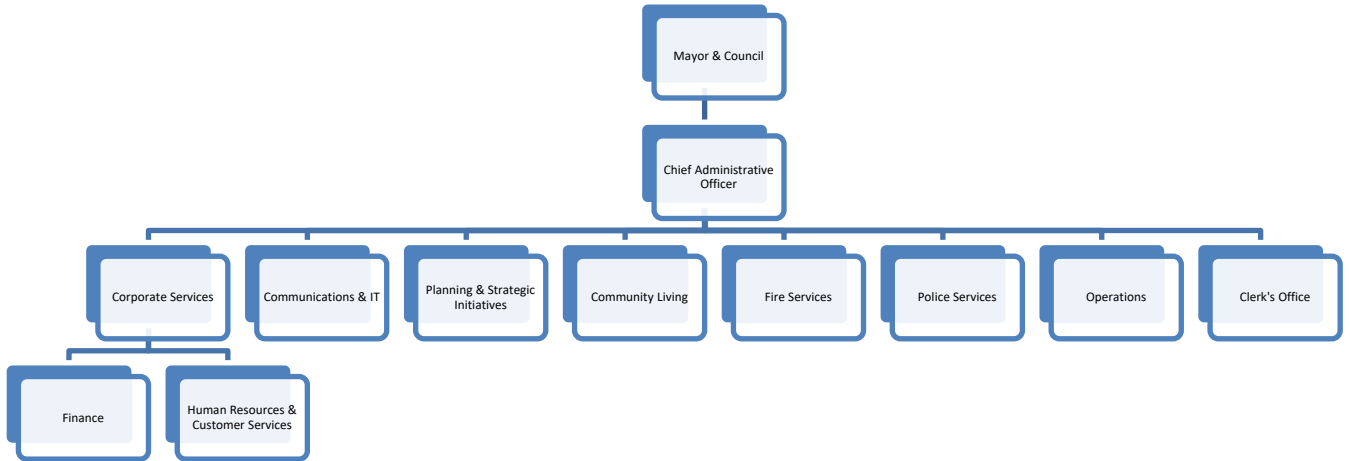
Other Rates, pages 14 - 15

- ℓ Deed Transfer Tax
- ℓ Uniform Charge – Solid Waste
- ℓ Sewer Rates
- ℓ Uniform Charge – Wastewater Treatment Facility
- ℓ Water Utility Rates

Quarterly financial reporting follows the fiscal year of the municipality which is April 1 through March 31.

ORGANIZATIONAL STRUCTURE

Below is the organizational structure of the Town of Amherst with a brief description of each departments responsibilities.



Corporate Services

- ☞ Finance
 - ☞ Accounting
 - ☞ Budgeting
 - ☞ Accounts Payable
- ☞ Human Resources & Customer Services
 - ☞ Property Taxes
 - ☞ Water/Sewer Billing
 - ☞ Customer Service
 - ☞ Human Resources

Communications & IT

- ☞ Corporate Communications
- ☞ Procurement
- ☞ Information Services

Planning & Strategic Initiatives

- ☞ Planning / Development
- ☞ Strategic Initiatives / Projects
- ☞ Inspections / Permits
- ☞ Unsightly Premises
- ☞ Business Development

Clerk's Office

- ☞ Council & Committee Liaison
- ☞ Records Management

Community Living

- ☞ Wellness
- ☞ Programming
- ☞ Community Events
- ☞ Tourism

Fire Services

- ☞ Fire Rescue
- ☞ Hazmat

Police Services

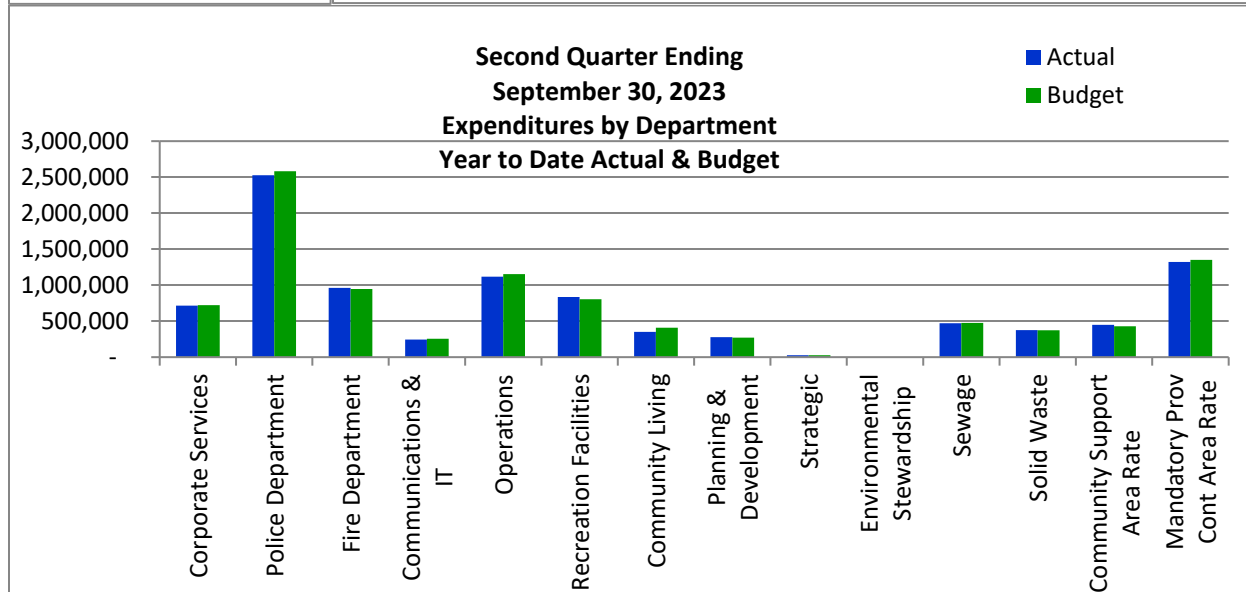
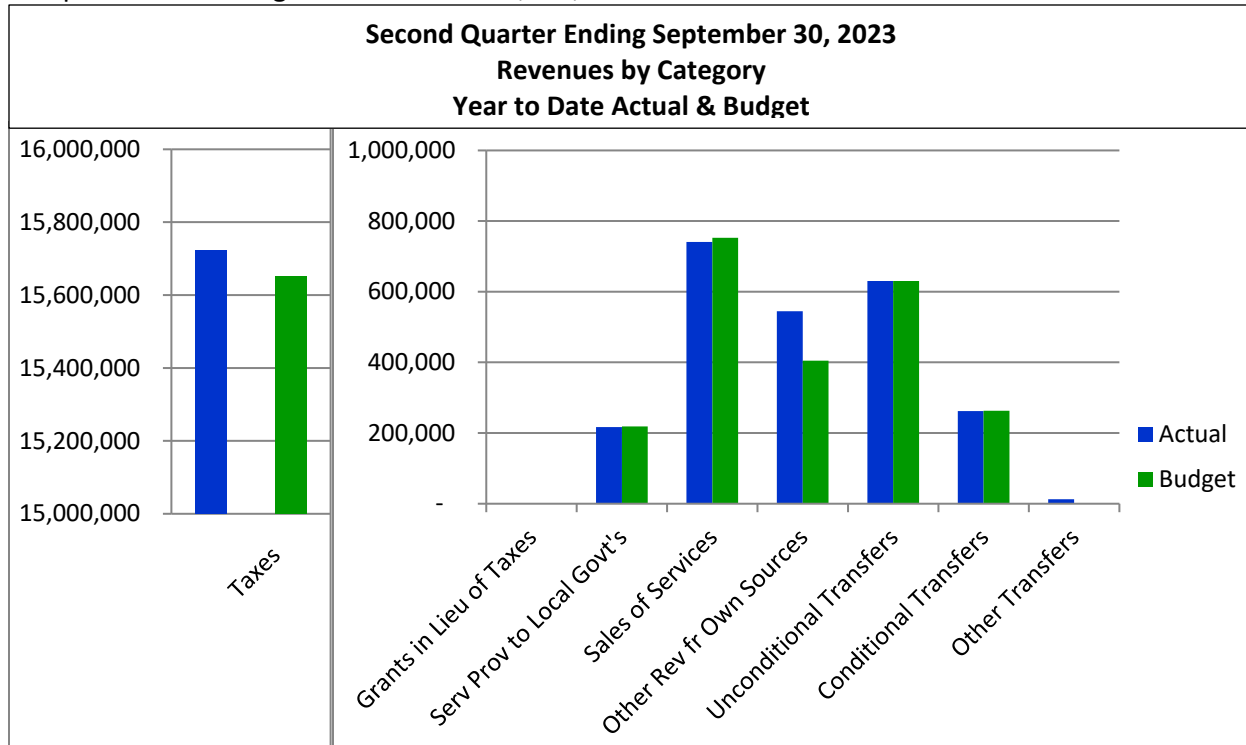
- ☞ Crime
- ☞ Major Crime
- ☞ Street Crime
- ☞ Crime Prevention
- ☞ Community Partnerships

Operations

- ☞ Engineering
- ☞ Public Works
- ☞ Solid Waste
- ☞ Sewer
- ☞ Water Utility
- ☞ Recreation - Facilities
 - ☞ Stadium
 - ☞ Parks / Playgrounds
 - ☞ Robbs

COMMENTARY

Six months into the 2023/24 fiscal year the general operating fund has a surplus of \$328,966 compared to budget. The Town’s operating revenues are \$18,129,075 compared to the budgeted amount of \$17,919,451. The Town’s expenditures at the end of the second quarter are \$9,657,464 compared to the budgeted amount of \$9,776,806.



SCHEDULE OF OPERATIONS

Town of Amherst
Schedule of Operations - General Operating Fund
For the Six Months Ended September 30, 2023

	2022/23 Actual	2023/24 Actual	2023/24 Budget	2023/24 Variance
Revenues				
Taxes	\$ 13,997,427	\$ 15,722,130	\$ 15,650,943	\$ 71,187
Grants in Lieu of Taxes	-	-	-	-
Services Provided to Other Local Govt	204,521	216,871	218,471	- 1,600
Sales of Services	733,361	740,598	752,442	- 11,844
Other Revenue from Own Sources	313,216	544,366	404,556	139,810
Unconditional Transfers	630,192	630,192	630,191	1
Conditional Transfers	232,922	262,168	262,848	- 680
Other Transfers	-	12,750	-	12,750
Total Revenues	16,111,639	18,129,075	17,919,451	209,624
Expenditures				
Wages & Benefits	4,515,969	4,942,632	5,032,043	- 89,411
Administrative Costs	374,196	490,712	501,309	- 10,597
Building & Facility Costs	361,521	513,070	455,644	57,426
Vehicle & Equipment Costs	218,132	230,264	239,426	- 9,162
Materials & Supplies	222,206	319,706	320,434	- 728
Grants to Organizations	134,946	324,524	276,019	48,505
Other Municipal Costs	549,878	691,319	701,719	- 10,400
Fiscal Services	1,647,348	1,731,545	1,761,681	- 30,136
Fire Protection Charge	363,054	368,815	368,815	-
Tax Exemptions	123,642	132,026	132,026	-
Cost Recovery	- 99,905	- 87,149	- 12,310	- 74,839
Total Expenditures	8,410,987	9,657,464	9,776,806	- 119,342
Surplus	7,700,652	\$ 8,471,611	\$ 8,142,645	\$ 328,966

SCHEDULE OF OPERATIONS (cont'd)

Town of Amherst				
Schedule of Operations - General Operating Fund				
Departmental and Mandatory Expenditures				
For the Six Months Ended September 30, 2023				
	2022/23	2023/24	2023/24	2023/24
	Actual	Actual	Budget	Variance
Departmental Expenditures				
Corporate	\$ 698,478	\$ 714,874	\$ 720,638	-\$ 5,764
Police	2,435,193	2,525,301	2,581,755	-
Fire	858,076	960,783	943,919	16,864
Communications & IT	139,393	243,690	252,989	-
Operations	940,035	1,117,071	1,152,655	-
Recreation Facilities	716,639	833,245	802,391	30,854
Community Living	154,223	350,087	406,009	-
Planning & Development	204,200	276,975	269,216	7,759
Strategic	43,073	24,299	24,299	-
Environmental Stewardship	-	-	-	-
Sewage	458,535	469,804	474,190	-
Solid Waste	264,484	374,208	371,342	2,866
Community Support Area Rate	259,808	446,510	427,295	19,215
Total Departmental Expenditures	<u>7,172,137</u>	<u>8,336,847</u>	<u>8,426,698</u>	<u>- 89,851</u>
Mandatory Expenditures				
Assessment Services	56,019	54,997	54,997	-
Corrections	54,076	53,232	59,484	-
Housing	263,502	313,144	325,000	-
Education	821,604	855,594	866,978	-
Regional Library	43,649	43,650	43,649	1
Total Mandatory Expenditures	<u>1,238,850</u>	<u>1,320,617</u>	<u>1,350,108</u>	<u>- 29,491</u>
Grand Total Expenditures	<u>\$ 8,410,987</u>	<u>\$ 9,657,464</u>	<u>\$ 9,776,806</u>	<u>-\$ 119,342</u>

SCHEDULE OF OPERATIONS (cont'd)

Compared to budget, the Water Operating Fund is showing a surplus of \$57,900 at the end of the second quarter. Revenues are over budget by \$3,866 and expenditures are under budget by \$54,034.

Town of Amherst
Schedule of Operations - Water Operating Fund
For the Six Months Ended September 30, 2023

	2022/23 Actual	2023/24 Actual	2023/24 Budget	2023/24 Variance
Revenues				
Sale of Services	\$ 8,321	\$ 50	\$ 50	\$ -
Interest on o/s Water A/R	3,844	4,286	2,500	1,786
Misc Rev & Inc fr Other Non Utility	350	600	600	-
Metered Sales	724,183	735,880	741,166	- 5,286
Flat Rate Sales	81,052	99,976	92,570	7,406
Bulk Water Sales	5,850	4,559	4,850	- 291
Fire Protection	466,784	474,190	474,189	1
Private Hydrants	4,500	250	-	250
Sprinkler Service	-	-	-	-
Total Revenues	1,294,884	1,319,791	1,315,925	3,866
Expenditures				
Wages & Benefits	371,706	375,526	415,181	- 39,655
Administrative Costs	40,479	43,251	45,140	- 1,889
Building & Facility Costs	143,373	133,379	138,444	- 5,065
Vehicle & Equipment Costs	37,674	25,211	28,011	- 2,800
Materials & Supplies	107,682	148,905	150,287	- 1,382
Other Municipal Costs	127,048	126,052	129,295	- 3,243
Fiscal Services	71,876	70,420	70,420	-
Total Expenditures	899,838	922,744	976,778	- 54,034
Surplus	\$ 395,046	\$ 397,047	\$ 339,147	\$ 57,900

STATEMENT OF FINANCIAL POSITION

Town of Amherst
Consolidated Statement of Financial Position
As at September 30, 2023

	As at September 30, 2023	As at September 30, 2022
Financial Assets		
Cash and cash equivalents	\$ 16,665,754	\$ 16,314,451
Receivables	<u>3,769,887</u>	<u>3,308,076</u>
	<u>20,435,641</u>	<u>19,622,527</u>
Liabilities		
Accounts payable and accrued liabilities	1,509,378	2,281,211
Deferred revenue	1,064,736	205,783
Long term debt	<u>7,034,386</u>	<u>7,817,929</u>
	<u>9,608,500</u>	<u>10,304,923</u>
Net assets (debt)	<u>10,827,141</u>	<u>9,317,604</u>
Non-financial assets		
Prepaid expenses	61,693	52,904
Inventories of supplies	105,702	97,028
Capital assets (net of accumulated amortization)	65,182,317	64,576,327
Capital work in progress	<u>3,346,036</u>	<u>735,490</u>
	<u>68,695,748</u>	<u>65,461,750</u>
Accumulated surplus	<u>\$ 79,522,889</u>	<u>\$ 74,779,354</u>

CAPITAL BUDGET

Town of Amherst Capital Budget - 2023/24 Projects	Total Actual Committed & WIP Costs at September 30, 2023	2023/24 Budget
WATER CAPITAL BUDGET		
Dump Truck <i>(carry over)</i>	-	320,000
West Victoria Street ~ CNR to Hickman - water main replacement <i>[contingent on grant funding] (carry over)</i>	-	820,400
McCully Street Booster Station - study & design <i>(carry over)</i>	-	50,000
Water Meter Replacement <i>(carry over)</i>	13,132	12,500
McCully Street Booster Station - upgrades	-	300,000
Wellfield Engineering Design & Construction - Swab Launchers	-	80,000
Fire Hydrant Replacement	17,828	15,000
Water Meter Replacement	13,132	15,000
Wellfield Variable Frequency Drives (VFD's)	-	85,000
Land Purchases (potential)	136,470	338,470
WATER CAPITAL BUDGET TOTAL	180,561	2,036,370
GENERAL CAPITAL BUDGET		
EQUIPMENT		
LED Lighting upgrade <i>[contingent on grant funding] (carry over)</i>	-	670,000
Sidewalk Snowplow with Blower	196,507	210,000
Service Truck (1 Ton) - Streets	68,216	70,000
Subtotal	264,723	950,000
BUILDINGS / LAND		
Video Conference System for 5 Ratchford Street <i>(carry over)</i>	9,126	12,000
Industrial Park Directory Sign Replacement <i>(carry over)</i>	-	25,000
Library Door Replacement <i>(carry over)</i>	34,842	35,000
Town Hall - New Roof <i>(carry over)</i>	-	135,000
Works Garage - Heating / Cooling <i>(carry over)</i>	43,044	50,000
Land Purchase - Blaine Street & Ottawa Avenue <i>(carry over)</i>	99,364	100,000
Town Hall - Server - replacement	20,127	22,000
Four Fathers Library - HVAC Upgrade	-	40,000
Land Sales	6,361	-
Subtotal	212,864	419,000
LARGE MULTI - CATEGORY PROJECTS		
West Victoria Street ~ CNR to Hickman - sanitary sewer, storm sewer (corrugated), pulverize & rebuild street, curb, sidewalk <i>[contingent on grant funding] (carry over)</i>	-	1,523,600
Russell Street - sanitary sewer, storm sewer (corrugated), pulverize & rebuild street <i>[contingent on grant funding] (carry over)</i>	-	720,000
Subtotal	-	2,243,600

CAPITAL BUDGET (cont'd)

Town of Amherst Capital Budget - 2023/24 Projects	Total Actual Committed & WIP Costs at September 30, 2023	2023/24 Budget
STREETS		
Academy ~ Wellington to Dickey (Cold Mill and Pave)	4,575	62,000
Church ~ Long Leah to Robert Angus Drive (Cold Mill and Pave)	8,537	125,000
Erncliffe ~ Copp to Lawrence (Overlay)	38,104	42,000
Foundry ~ Copp to Sackville (Overlay)	26,721	40,000
Hickman ~ West Pleasant to Mission (Overlay)	95,229	95,000
Lennox ~ Haliburton to Westland Est (Overlay)	14,892	18,000
Lusby ~ All (Overlay)	22,777	26,000
Melrose ~ Agnew to Robie (Overlay)	2,304	30,000
Park ~ McCully to Maltby Court (Overlay)	33,543	35,000
Terrace ~ All (Overlay)	37,743	45,000
Prince Arthur ~ Church to Maple (Overlay)	42,856	45,000
Pearl Place ~ All (Overlay)	12,687	15,000
Copp ~ Ernie to West Victoria (Overlay)	22,545	22,000
Clarence ~ Robie to Clifford (Overlay)	2,427	42,000
Maple ~ Victoria to Crescent (Overlay)	57,893	60,000
Crescent ~ Church to Maple (Overlay)	49,227	52,000
Gerard ~ All (Overlay)	14,984	20,000
LaPlanche ~ Victoria to Robbs (Cold Mill and Pave)	-	175,000
Subtotal	<u>487,043</u>	<u>949,000</u>
<i>RC = Reconstruction and paving; CM = Cold mill and Paving; P = Pulverize and paving; O = Asphalt Overlay</i>		
SIDEWALKS		
Maltby Court ~ Park Street to West Highlands (TOA) - new construction	4,023	10,000
Cornwall Street ~ Anson Ave to Kent Drive (TOA) - replacement	16,119	20,000
Prince Arthur Street ~ Maple to Church - both sides (TOA) - replacement	31,795	80,000
Mission Street ~ Hickman to York (TOA) - replacement	14,887	15,000
Tactile Plates - pilot project downtown	4,912	20,000
Subtotal	<u>71,737</u>	<u>145,000</u>
STORMSEWER		
Storm Water Management Plan (<i>carry over</i>)	79,075	80,000
Flood Mitigation Upgrades	-	499,000
Subtotal	<u>79,075</u>	<u>579,000</u>
SANITARY SEWER		
Terrace Street Lift Station - Pump # 2 - replacement	31,547	32,000
Terrace Street Lift Station - Pump # 1 - repair	8,981	9,000
Subtotal	<u>40,528</u>	<u>41,000</u>

CAPITAL BUDGET (cont'd)

Town of Amherst Capital Budget - 2023/24 Projects	Total Actual Committed & WIP Costs at September 30, 2023	2023/24 Budget
FIRE DEPARTMENT		
Fire Truck - replace Ladder 4 - Aerial device <i>(carry over)</i>	2,070,980	2,084,677
Air Compressor - replacement (Station unit) <i>(carry over)</i>	9,864	10,000
Fire suppression hose (Set # 2) - replacement <i>(carry over)</i>	34,981	35,000
Fit Testing System <i>(carry over)</i>	14,046	17,000
Structural Firefighting Bunker Gear (6-9 sets) - replacement	19,637	22,000
Replacement Wildland Coveralls (Qty 28)	15,509	16,000
Powered Extrication Tools - replacement	-	68,000
Breathing Air Refilling Stations - replacement (Station unit)	-	30,000
Fire Station Bldg Repairs - Replace front main entrance	14,511	18,000
Fire Station Bldg Repairs - Replace (1/3) interior & exterior lights (year 1 of 3)	16,356	13,000
Subtotal	<u>2,195,886</u>	<u>2,313,677</u>
POLICE DEPARTMENT		
APD HVAC <i>(carry over)</i>	7,947	18,000
APD In House Camera Systems and Adjustments <i>(carry over)</i>	9,835	8,500
Body Armour and attachments - 20 Units	-	30,000
Multisuns Voice Recorder	17,898	20,000
Containment Equipment - 4 Carbines and accessories	17,729	16,500
Police Station - Boiler Replacement	60,382	65,000
Subtotal	<u>113,790</u>	<u>158,000</u>
RECREATION		
Beacon Street Park - Sponge Surface Repair <i>(carry over)</i>	20,961	20,000
Rotary Park - Play Equipment Replacement <i>(carry over)</i>	-	40,000
Community Events Trailer <i>(carry over)</i>	12,479	15,000
Zero Turn Replacement c/w grass catcher <i>(carry over)</i>	31,191	35,000
Robbs Lighting <i>(carry over)</i> - replace lights at Dwight Jones & Cecil Small fields and to install new lights at Robbs 3 baseball field.	6,830	490,400
Replace 1/2 Ton Truck	59,076	60,000
Utility Trailer Replacement	8,079	12,000
Decorative Lighting	16,526	25,000
4 Stream Waste Receptacles for Parks (year 1 of 2)	-	10,000
Trail Groomer (attachment for Kubota Tractor)	26,431	21,000
Willow Trail Fencing (adjacent properties on Abbey Road)	4,536	10,000
Stadium Elevated Viewing Surface (Ice Level)	-	10,000
Subtotal	<u>186,109</u>	<u>748,400</u>
GENERAL CAPITAL BUDGET TOTAL	<u>3,651,755</u>	<u>8,546,677</u>
GRAND TOTAL WATER & GENERAL CAPITAL BUDGETS	<u>3,832,317</u>	<u>10,583,047</u>

TAX RATES

There are three different tax rates: general, mandatory provincial contribution area rate and the community support area rate. These tax rates are established annually for residential, commercial and resource properties. Tax bills are issued bi-annually. The interim billing is 50% of the total prior year's bill and was due May 31, 2023. The final billing takes into consideration the accounts new assessment, the current year tax rate and uniform charges then deducting the interim billing. The final bill was due September 29, 2023.

Tax Rates

1. General – this rate is used to pay for services provided by the Town to residents of the Town. These services include fire, police, planning, economic development, transportation and public works, recreation, community living, communications and information technology as well as internal services performed by the Corporate Services department. The general operations rate decreased by \$0.01 for fiscal 2023/24.
2. Mandatory Provincial Contributions Area Rate - the cost for provincial services the province charges the municipality for. Any changes in these costs are mandated by the Province and passed on to the municipalities to collect on their behalf. The Mandatory Provincial Contribution Area Rate decreased by \$0.019 for fiscal 2023/24. This rate includes the following provincial services:
 - Education
 - The Town is required to provide funding to the Chignecto Central Regional Centre for Education under the Education Act. This mandatory education contribution is set by the Province of Nova Scotia and is based on the Town's share of the Uniform Assessment.
 - Property Valuation Services Corporation (Assessment)
 - The Town is required to provide funding to pay a share of the cost of operating the provincial assessment system. The Town pays a portion of the total Property Valuation Services Corporation costs, based on the Town's share of the Uniform Assessment and the Town's share of assessment accounts across the province.
 - Correction Services
 - The Town is required to make a mandatory contribution to the province to fund the cost of correctional services. The contribution is set by the Province of Nova Scotia and is based on the Town's share of the Uniform Assessment and the Town's share of dwelling units across the province.

OTHER RATES

1. Deed Transfer Tax

When land/property is sold a Deed Transfer Tax (DTT) may be applicable. The Deed Transfer Tax rate is set by the Town and the DTT payable is calculated based on the sale price of the property. Deed Transfer Tax is collected on behalf of the Town through the Land Registration Office when the deed is registered/recorded.

For the 2023/24 fiscal year the deed transfer tax will remain the same at 1.25%.

2. Uniform Charge

Solid Waste Management Uniform Charge

This uniform charge is levied on each dwelling unit within the boundaries of the Town of Amherst in residential premises with less than four such dwelling units.

The uniform charge for 2023/24 to be levied is \$268 (2022/23 - \$185). The increase in the uniform charge for 2023/24 is due to a new solid waste contract and a tonnage adjustment for tipping fees.

3. Sewer Rates

Effective April 1, 2015 there was a sewer base charge added to the metered quarterly bills. This new base charge was implemented because of the removal of the uniform charge for the wastewater treatment facility. Sewer services in the Town of Amherst are billed through one of the following methods:

Sewer Metered – consumption volume is determined by the Amherst Water Utility

Sewer Consumption Rate (per cubic meter)

Residential - \$0.99 per cubic meter of metered water consumption

Commercial - \$0.49 per cubic meter of metered water consumption

Sewer Base Charges (Quarterly)

Size of Meter	
5/8"	\$ 18.00
3/4"	\$ 27.00
1"	\$ 43.75
1.5"	\$ 86.00
2"	\$ 136.25
3"	\$ 271.25
4"	\$ 500.00

Sewer Non-Metered Customers

For non-metered customers in unmetered mobile home parks, the park owner shall pay \$178.53 per dwelling unit per annum.

OTHER RATES (cont'd)

- a. Wastewater Treatment Facility Uniform Charge (this offsets expenses for sewer services for those not charged a sewer base charge).
 - ℓ As of April 1, 2015 the Town has removed the uniform charge for the Wastewater Treatment Facility for all assessments with the exception of unmetered mobile homes within a land leased community and replaced it with a base charge on the quarterly sewer bill.
 - ℓ The uniform charge for unmetered mobile homes within a land leased community for 2023/24 to be levied is \$72 (2022/23 - \$72).

4. Water Utility Rates

The Town of Amherst Water Utility is regulated by the Nova Scotia Utility and Review Board (NSUARB). The most recent water rate study was approved by the NSUARB on March 29, 2022. In accordance with the NSUARB Order for the 2023/24 fiscal year, the rates are as follows:

Water Base Charges (Quarterly)	
ℓ Un Metered	\$ 92.57
ℓ Size of Meter	
ℓ 5/8"	\$ 38.18
ℓ ¾"	\$ 55.55
ℓ 1"	\$ 90.31
ℓ 1.5"	\$ 177.20
ℓ 2"	\$ 281.47
ℓ 3"	\$ 559.53
ℓ 4"	\$ 872.34
ℓ 6"	\$1,741.25
ℓ 8"	\$3,131.52

Water Consumption Rate (per cubic meter)	
ℓ	\$0.860 per cubic meter

The Town of Amherst bills water and sewer together quarterly. The fiscal year quarters are April to June, July to September, October to December and January to March.

Town of Amherst Capital Budget - 2023/24 Projects	Total Actual Committed & WIP Costs at November 16, 2023	2023/24 Budget
---	---	-------------------

WATER CAPITAL BUDGET		
Dump Truck <i>(carry over)</i>	-	320,000
West Victoria Street ~ CNR to Hickman - water main replacement <i>[contingent on grant funding] (carry over)</i>	-	820,400
McCully Street Booster Station - study & design <i>(carry over)</i>	-	50,000
Water Meter Replacement <i>(carry over)</i>	13,132	12,500
McCully Street Booster Station - upgrades	-	300,000
Wellfield Engineering Design & Construction - Swab Launchers	7,013	80,000
Fire Hydrant Replacement	17,828	15,000
Water Meter Replacement	13,132	15,000
Wellfield Variable Frequency Drives (VFD's)	-	85,000
Land Purchases (potential)	136,470	338,470
WATER CAPITAL BUDGET TOTAL	187,575	2,036,370

GENERAL CAPITAL BUDGET		
EQUIPMENT		
LED Lighting upgrade <i>[contingent on grant funding] (carry over)</i>	-	670,000
Sidewalk Snowplow with Blower	196,507	210,000
Service Truck (1 Ton) - Streets	68,213	70,000
Subtotal	264,721	950,000
BUILDINGS / LAND		
Video Conference System for 5 Ratchford Street <i>(carry over)</i>	9,126	12,000
Industrial Park Directory Sign Replacement <i>(carry over)</i>	-	25,000
Library Door Replacement <i>(carry over)</i>	34,842	35,000
Town Hall - New Roof <i>(carry over)</i>	-	135,000
Works Garage - Heating / Cooling <i>(carry over)</i>	43,610	50,000
Land Purchase - Blaine Street & Ottawa Avenue <i>(carry over)</i>	99,364	100,000
Town Hall - Server - replacement	20,127	22,000
Four Fathers Library - HVAC Upgrade	-	40,000
Land Sales	6,815	-
Stadium - Lighting Upgrades	19,856	-
Lighting Upgrades - APD, Town Hall, PW Garage & Library	-	147,500
Subtotal	233,740	566,500
LARGE MULTI - CATEGORY PROJECTS		
West Victoria Street ~ CNR to Hickman - sanitary sewer, storm sewer (corrugated), pulverize & rebuild street, curb, sidewalk <i>[contingent on grant funding] (carry over)</i>	-	1,523,600
Russell Street - sanitary sewer, storm sewer (corrugated), pulverize & rebuild street <i>[contingent on grant funding] (carry over)</i>	-	720,000
Subtotal	-	2,243,600

Town of Amherst Capital Budget - 2023/24 Projects	Total Actual Committed & WIP Costs at November 16, 2023	2023/24 Budget
STREETS		
Academy ~ Wellington to Dickey (Cold Mill and Pave)	41,155	62,000
Church ~ Longleaf to Robert Angus Drive (Cold Mill and Pave)	113,708	125,000
Erncliffe ~ Copp to Lawrence (Overlay)	38,104	42,000
Foundry ~ Copp to Sackville (Overlay)	26,721	40,000
Hickman ~ West Pleasant to Mission (Overlay)	95,229	95,000
Lennox ~ Haliburton to Westland Est (Overlay)	14,892	18,000
Lusby ~ All (Overlay)	22,777	26,000
Melrose ~ Agnew to Robie (Overlay)	26,036	30,000
Park ~ McCully to Maltby Court (Overlay)	33,543	35,000
Terrace ~ All (Overlay)	37,743	45,000
Prince Arthur ~ Church to Maple (Overlay)	42,856	45,000
Pearl Place ~ All (Overlay)	12,687	15,000
Copp ~ Ernie to West Victoria (Overlay)	22,545	22,000
Clarence ~ Robie to Clifford (Overlay)	37,575	42,000
Maple ~ Victoria to Crescent (Overlay)	57,893	60,000
Crescent ~ Church to Maple (Overlay)	49,227	52,000
Gerard ~ All (Overlay)	14,984	20,000
LaPlanche ~ Victoria to Robbs (Cold Mill and Pave)	166,042	175,000
Subtotal	<u>853,716</u>	<u>949,000</u>
<i>RC = Reconstruction and paving; CM = Cold mill and Paving; P = Pulverize and paving; O = Asphalt Overlay</i>		
SIDEWALKS		
Maltby Court ~ Park Street to West Highlands (TOA) - new construction	5,169	10,000
Cornwall Street ~ Anson Ave to Kent Drive (TOA) - replacement	16,119	20,000
Prince Arthur Street ~ Maple to Church - both sides (TOA) - replacement	31,795	80,000
Mission Street ~ Hickman to York (TOA) - replacement	14,887	15,000
Tactile Plates - pilot project downtown	8,285	20,000
West Victoria Street ~ Hickman to Lusby	21,027	-
Subtotal	<u>97,282</u>	<u>145,000</u>
STORMSEWER		
Storm Water Management Plan <i>(carry over)</i>	79,075	80,000
Flood Mitigation Upgrades	-	499,000
Subtotal	<u>79,075</u>	<u>579,000</u>
SANITARY SEWER		
Terrace Street Lift Station - Pump # 2 - replacement	31,547	32,000
Terrace Street Lift Station - Pump # 1 - repair	11,589	9,000
Subtotal	<u>43,135</u>	<u>41,000</u>

Town of Amherst Capital Budget - 2023/24 Projects	Total Actual Committed & WIP Costs at November 16, 2023	2023/24 Budget
FIRE DEPARTMENT		
Fire Truck - replace Ladder 4 - Aerial device <i>(carry over)</i>	2,070,980	2,084,677
Air Compressor - replacement (Station unit) <i>(carry over)</i>	9,864	10,000
Fire suppression hose (Set # 2) - replacement <i>(carry over)</i>	34,981	35,000
Fit Testing System <i>(carry over)</i>	14,046	17,000
Structural Firefighting Bunker Gear (6-9 sets) - replacement	19,637	22,000
Replacement Wildland Coveralls (Qty 28)	15,509	16,000
Powered Extrication Tools - replacement	-	68,000
Breathing Air Refilling Stations - replacement (Station unit)	-	30,000
Fire Station Bldg Repairs - Replace front main entrance	14,511	18,000
Fire Station Bldg Repairs - Replace (1/3) interior & exterior lights (year 1 of 3)	16,356	13,000
Subtotal	<u>2,195,886</u>	<u>2,313,677</u>
POLICE DEPARTMENT		
APD HVAC <i>(carry over)</i>	7,947	18,000
APD In House Camera Systems and Adjustments <i>(carry over)</i>	9,835	8,500
Body Armour and attachments - 20 Units	-	30,000
Multisuns Voice Recorder	17,898	20,000
Containment Equipment - 4 Carbines and accessories	17,729	16,500
Police Station - Boiler Replacement	60,382	65,000
Subtotal	<u>113,790</u>	<u>158,000</u>
RECREATION		
Beacon Street Park - Sponge Surface Repair <i>(carry over)</i>	20,961	20,000
Rotary Park - Play Equipment Replacement <i>(carry over)</i>	35,379	40,000
Community Events Trailer <i>(carry over)</i>	12,479	15,000
Zero Turn Replacement c/w grass catcher <i>(carry over)</i>	31,191	35,000
Robbs Lighting <i>(carry over)</i> - replace lights at Dwight Jones & Cecil Small fields and to install new lights at Robbs 3 baseball field.	487,230	490,400
Replace 1/2 Ton Truck	59,076	60,000
Utility Trailer Replacement	8,079	12,000
Decorative Lighting	16,526	25,000
4 Stream Waste Receptacles for Parks (year 1 of 2)	8,976	10,000
Trail Groomer (attachment for Kubota Tractor)	26,431	21,000
Willow Trail Fencing (adjacent properties on Abbey Road)	4,536	10,000
Stadium Elevated Viewing Surface (Ice Level)	1,837	10,000
Subtotal	<u>712,701</u>	<u>748,400</u>
GENERAL CAPITAL BUDGET TOTAL	4,594,046	8,694,177
GRAND TOTAL WATER & GENERAL CAPITAL BUDGETS	4,781,621	10,730,547



MEMO

To: Audit Committee

From: Sarah Wilson, Director of Finance

Date: November 21, 2023

Re: Appointment of Municipal Auditor for 2023-24 Fiscal Year

BACKGROUND

The Municipal Government Act, 42(1) states: *"The council shall appoint a municipal auditor who is registered pursuant to this Act to be the auditor for the Municipality."* The Audit Committee makes a recommendation to Council each year on the appointment of an auditor for the Town.

DISCUSSION

In December 2022, on the recommendation of the Audit Committee, Council appointed the chartered professional accounting firm Mclsaac Darragh Inc. to be the Town's municipal auditor for the fiscal year ended March 31, 2023, with the possibility of four (4) single year extensions to be reviewed and determined before March 31st of each fiscal year end.

The 2022-23 audit by Mclsaac Darragh Inc. went very well from the staff perspective. The comments from the auditors during the September Audit Committee meeting were very positive also.

CONCLUSION

Staff are looking for a motion from the Audit Committee regarding the appointment of an auditor for the 2023-24 fiscal year.

The motion would be:

The Audit Committee recommends to Council the appointment of Mclsaac Darragh Inc. as the Municipal Auditor for the 2023-24 fiscal year.

